


SouthYarra House

A Place of Permanence





- 1 Introduction
- 2 Architecture
- 3 Amenity
- 4 Interiors
- 5 The Residences
- 6 The Penthouses
- 7 Location
- 8 Team



Artist impression: Northern elevation



Artist impression: Northern elevation podium and residential entrance



Artist impression: Laneway and car park entrance



Artist impression

Elegance and grace with a permanent perspective

Welcome to South Yarra House, a story that unfolds through time and space with form that reveres, reflects and redefines South Yarra's rich architectural heritage.

An intelligent design that resonates with the ebb and flow of inner-city life. This definitive mixed use building, comprises commercial office space at the podium, elegant residences with up to 5 bedrooms and two full floor penthouses.

Wattletree, Dorman Capital, SJB and Hecker Guthrie deliver a fully realised vision of restrained grandeur and refinement to one of Melbourne's most desirable locales.



Artist impression: Uninterrupted views

Uninterrupted views from every level

Generous residences suffused with soft light, considered detail and understated prestige frame spectacular lifetime views across the Yarra River towards a breathtaking city skyline, dotted with Melbourne’s most iconic buildings along the way.
This distinguished landmark development represents an unrivaled opportunity to invest in a lifestyle of reverence and permanence.



Artist impression: Facade brickwork detail



Artist impression: Northern elevation

A Place of Permanence

South Yarra House delivers a refined and intelligent design response that both reveres and redefines South Yarra’s storied architectural heritage. A contemporary re-imagining of classical grandeur, the building is inspired by modernist architecture and infused with playful Art Deco interventions and sculptural innovation.

Authentic materiality, careful craftsmanship and a minimal, restrained sensibility offer an aesthetic antidote to surrounding developments. This distinguished new landmark promises to age gracefully in place, providing a restored sense of permanence and preservation.



Artist impression: Facade brickwork detail

Tactile hand laid brickwork is used to create textural, intricately stepped edges, fluid archways and circular detailing that eloquently echoes the suburb’s historic architectural vernacular.



Artist impression: Facade brickwork detail



Artist impression: Northern elevation

Striking an artful balance between proportion and perspective, the exaggerated depth of the tower's facade serves as a defining visual feature.



Artist impression: Northern and western elevation

A distinctive, gridded structure frames the spectacular northern aspect, offering views of, and for, a lifetime, overlooking the Yarra River and prestigious Melbourne High School. Sprawling landscaped steps and north facing bleachers invite residents and visitors to meet and soak in the morning sun, with an elevated lobby and commercial office space overlooking Claremont Street below.



Artist impression: Residential lobby



Artist impression: Residential lobby



Artist impression: Residential lobby

Residential lobby

Welcoming shared experiences

Shared spaces at South Yarra House are designed to encourage community and conversation, welcoming in the vibrancy and village sensibilities of the surrounding neighbourhood with grained brickwork, soft natural light and custom joinery.

Organic, tactile materiality creates an air of relaxed refinement and cosy sanctuary, connecting the building's grand and graceful facade with its warm, inviting interior. Residential and a cosy commercial lobby spaces are a fluid extension of the building's design language, connected by a glazed partition and featuring subtle references to the exterior architecture including arched light fittings.

Here, residents and visitors find common ground and shared experience, with space and amenity to meet, chat and connect with each other and their surrounds.



Artist impression: Rooftop terrace



Artist impression: Rooftop terrace

Rooftop retreat

Reflect, connect, unwind

Floating above the residences at South Yarra House, discover a private rooftop retreat, the perfect space for residents to reflect, connect and find pathways to new perspectives beyond the busy pace of urban life. With abundant landscaped greenery, sprawling bench seats and facilities to cater to intimate celebrations and events, this private rooftop sanctuary is an ideal oasis for a sunrise yoga session or sunset cocktail - a place to meditate, celebrate and muse.

A textural, relaxed planting palette and thoughtful biophilic design invites connection to both the natural and built environment, with tactile ground finishes that further enhance an immersion in nature to complement the building's elegant facade. The resonant splash and babble of embedded water features quiets the hum from the streets below bringing clarity and calm while overhead, extensions of the facade's crown detail are adorned with woven vegetation that creates a natural sense of sanctuary and protection. Undulating vegetation emerges from textured paver's to provide soft layers of vertical verdancy, giving residents the sense of being gently enveloped within the landscape.



Artist impression: Rooftop terrace



Artist impression: Private dining



Artist impression: Private dining

Rooftop dining

Open air dining

A stylish dining setting seats up to 14, served by an open air kitchen including integrated benchtop, grill, and refrigeration facilities. Residents can host small private events surrounded by lush vegetation against a backdrop of stunning city views below or use the space to come together for a drink and a chat at the end of a busy week.



Artist impression: Residence front door detail



Artist impression: Residence front door detail

Residents are welcomed home by softly illuminated brickwork and sleek architectural hardware at their front door, continuing the conversation between architecture, design and materiality. Controlled light in corridors allows spaces to visually expand as you enter them, opening toward striking framed views and drawing the eye to the light beyond.



Artist impression: Residence front door detail



Artist impression: Living

An ongoing conversation

From the outside-in, architecture and design are in constant conversation at South Yarra House, with graceful, textural interiors creating a cohesive design language that echoes the building's refined exterior; resonating with the rhythm of daily life. A natural palette of tones and textures exudes refined warmth and infuses interiors with light and life.

Cool whites, warm greys and soft browns are given new dimension by tactile finishes, layered texture and authentic applications that create a sensory experience of the space. Stone and warm dark and light timber serve to articulate and refine internal spaces, creating seamless connections between form and function. Bathrooms feature marble benchtops and vanities, custom oak joinery and brushed nickel hardware.



Artist impression: Kitchen detail



Artist impression: Living, bar and dining



Artist impression: Living



Artist impression: Living and private terrace

Spacious open plan layouts are framed by spectacular views and designed to capture the interplay of air and light, infusing interiors with a sense of freedom and flexibility. Accents, accessories and lighting are considered and restrained, blending effortlessly with the prevailing mood of permanence and refinement.



Artist impression: Kitchen and dining



Artist impression: Kitchen and dining



Artist impression: Kitchen

A lifetime of beauty and light

Each of these elegant residences is crafted to create a sophisticated sensory sanctum that resounds with the poetry of everyday life. Flowing in from the building’s graceful exterior, crafted architectural materiality lends warmth and gentle reverence to interiors suffused with natural light and airflow. Stone benches and vanities are accented by brushed nickel hardware, clean lines and minimal, balanced tapware and accessories.



Artist impression: Kitchen



Artist impression: Kitchen

Here is a home where form and function don't just coexist but are intrinsically, intuitively connected. The centrepiece of each living space is a generous freestanding marble island bench designed to effortlessly manage multiple spaces and zones. All-electric state-of-the-art appliances from Gaggenau are seamlessly integrated with discreet architectural fittings and intelligent biophilic design captures natural thermal energy and airflow.



Artist impression: Open plan living

Open plan living

Generously proportioned open-plan living spaces with ceilings reaching to between 2.8m and 3.3m high create an unencumbered impression of space and light, framed by expansive and spectacular views of the Melbourne skyline.



Artist impression: Open plan living



Artist impression: Private terrace

Ensuite



Artist impression: Ensuite



Artist impression: Ensuite

Stone and warm dark and light timber serve to articulate and refine internal spaces, creating seamless connections between form and function. Bathrooms feature marble benchtops and vanities, custom oak joinery and brushed nickel hardware.



Artist impression: Private roof terrace and pool



Artist impression: Entrance and gallery



Artist impression: Penthouse living

A vision of permanence and prestige

The penthouses at South Yarra House are grounded in grandeur and crafted to capture the very best views and experiences afforded by their illustrious location and meticulous design. Each of these two expansive sanctuaries is a perfectly articulated expression of the architectural design language of South Yarra House; refined, restrained and timeless with a distinctive, elevated materiality contextualised by craftsmanship and quality.



Artist impression: Penthouse kitchen

Iconic modernist style is updated to serve and enhance contemporary living, and every detail is carefully considered. A soft neutral palette is punctuated by tactile texture and sculptural stone, proving that permanence is a material matter. Flexible, functional spaces flow and intertwine, offering an open invitation to rest, play, escape and entertain against the backdrop of an endless and spectacular horizon.



Artist impression: Kitchen and scullery



Artist impression: Master ensuite



Artist impression: Master ensuite



Artist impression: Master ensuite and bedroom

Private rooftop pool



Artist impression: Private roof terrace and pool



Artist impression: Private roof terrace and pool

A tranquil private terrace and lap pool complete the indulgent penthouse experience. Linear landscaping creates a haven that invites visitors to rest and reflect at the edge of unparalleled forever views across Melbourne's stunning city skyline.



ROYAL BOTANIC GARDENS



YARRA TRAIL



40	Yarra Trail
41	South Yarra Siding Reserve
42	Fawcner Park
43	Royal Botanic Gardens
44	Como Park
45	Yarra River Reserve
46	Hawksburn Tennis Club
47	Rockley Gardens
48	Darling Gardens
49	Sth Yarra Station
50	Melbourne High School



THE BESPOKE TAILORS



MARIMEKKO



SCANLAN THEODORE


A location for life

Flanked by lush parks, landscaped gardens and iconic heritage landmarks, within easy wandering distance of some of our city's finest hospitality experiences, South Yarra has been long considered one of Melbourne's most enviable addresses. A unique residential precinct curated to capitalize on the abundant natural environment, vibrant village culture and proximity to major Melbourne landmarks, the site's location on Claremont Street was specifically chosen to take advantage of the suburb's best unobstructed city views. Stop in and shop high-end style from brands at the forefront of contemporary Australian fashion or enjoy an indulgent spa treatment or salon experience with one of Melbourne's most sought-after stylists.



JOEY SCANDIZZO SALON

ONE HOT YOGA AND PILATIES





AESTHETICA



MECCA COSMETICA



AESOP



MATILDA



NEDS BAKE

Stroll a few minutes to Toorak Road and Chapel Street to explore a myriad of dining and drinking options, including everything from fine dining with some of Melbourne’s most celebrated chefs, to Euro-inspired eateries and curated wine bars.



GILSON



CHEZ OLIVIER



BAR CAROLINA



ROYAL BOTANIC GARDENS

While away an afternoon wandering through the nearby Royal Botanic Gardens or debate the finer points of the game at the Royal South Yarra Tennis Club.



YARRA TRAIL



ROYAL BOTANIC GARDENS



YARRA TRAIL



YARRA RIVER RESERVE



GUM TREE



PALACE CINEMAS



POST OFFICE

Take in the vibrant and varied local arts scene, offering an intriguing array of world-class cinema, theatre and musical events.



Artist impression: Northern elevation



Artist impression: Eastern elevation

Vision, values, experience and expertise

With a collective commitment to creating an enduring positive imprint on the built environment and exceed expectations at every step, Wattletree and Dorman Capital together with SJB and Hecker Guthrie bring you a peerless place of permanence and prestige: South Yarra House.

•
Wattletree
•



Wattletree is a Melbourne-born property development practice founded by Rob Pitts and Nick Moylan. Both halves of this duo bring years of industry experience and a distinct vision, brought to new life through their highly collaborative partnership. Wattletree was established to develop quality residential and commercial spaces, all made for the good life and enriched at every step with their combined commitment to quality.

DORMAN
CAPITAL



A private investment office that holds long term positions in local operations, Dorman Capital marks a multi-generational endeavor from the Melbourne-based Dorman Family. Best known as the family behind one of Australia’s largest owners, builders and operators of residential aged care facilities since 1992, Dorman Capital was established in 2017 to apply two and a half decades of operational experience to a select portfolio of investments. Built upon enduring partnerships with like minded operators, Dorman Capital is committed to delivering quality outcomes for generations to come.

Hecker Guthrie



Melbourne-based Hecker Guthrie is one of Australia’s leading design practices, undertaking projects in the hospitality, residential, retail and commercial sectors both in Australia and abroad. Founded by industry titans Paul Hecker and Hamish Guthrie, the multi-disciplinary practice takes a distinct approach to design centered heavily around authenticity, thoughtfulness and enthusiasm. Hecker Guthrie operates as a design solution umbrella, with its 18-person team covering several areas of expertise, including interior design, building design, industrial design, furniture design and styling. Every project is a shared journey, with the team consistently delivering above and beyond in terms of commitment, quality and vision.

SJB



SJB is a multi-disciplinary design practice with studios in Melbourne and Sydney. Operating for more than 40 years, we’ve made a significant contribution to Australia’s built environment and have a long-standing reputation for the quality of work. We see ourselves as a collective of experts; a multi-faceted practice that embraces architecture, interior design, town planning and urban design. Our collective goal is to contribute meaningfully and responsibly to the environments in which we all live. We approach every individual project with our focus fixed towards context. We investigate the unique characteristics of each site to understand and reframe meaning, ensuring our approach is grounded in an authentic understanding of place.



Artist impression: Front facade



A Place of Permanence


DISCLAIMER: Images and documents published on this or any published documents have been produced before all relevant planning approvals have been obtained and before construction has commenced. All prospective purchasers must note that the permits and approvals for the development may change. The material contained in this website or any published documents does not constitute an offer, inducement, representation, warranty or contract. All photographs, illustrations and artists impressions depicting parks, amenities, layout, landscaping, interiors, exteriors and views are intended as a guide only and do not constitute any representation or warranty by the developer, the vendor or their agents or representatives. The vendor and the developer expressly disclaim any and al liability relating to, or resulting from, the use of or reliance on, any information contained in this or any published documents by any person.



southyarrahouse.com

Wattletree

DORMAN
CAPITAL



Hecker
Guthrie